

CLIFF

Simple et efficace !



**GAMME
COMPLÈTE
DE 14 SUPPORTS
MURAUX**

ERARD®

Gamme CLIFF

Gamme complète pour écrans plats

GARANTIE
10 ANS

S 15"-23"
38-58cm **M** 19"-32"
48-81cm **L** 30"-55"
76-140cm **XL** 40"-65"
102-160cm

15" 23" 32" 42" 55" 65"

FIXE 

CLIFF 100	043010				
CLIFF 200		043020			
CLIFF 400			043040		
CLIFF 600				043060	

INCLINABLE 

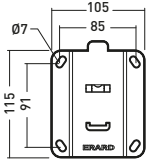
CLIFF 100T	043210				
CLIFF 200T		043220			
CLIFF 400T			043240		
CLIFF 600T				043260	

INCLINABLE ET ORIENTABLE 

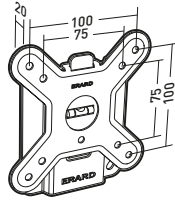
CLIFF 100TW 45	043310				
CLIFF 200TW 45		043320			
CLIFF 400TW 45			043340		
CLIFF 100TW 90	043410				
CLIFF 200TW 90		043420			
CLIFF 400TW 90			043440		

CLIFF 100

Pour écrans plats jusqu'à VESA 100



Platine murale



Platine TV



CLIFF 100

Ref. 043010



fixe

S 15"-23"
38-58cm



VESA
75,100



15 KG



CLIFF 100T

Ref. 043210



+5 / -15°

S 15"-23"
38-58cm



VESA
75,100



15 KG



CLIFF 100TW45

Ref. 043310



+20 / -20°
(19°)



+5 / -15°


S 15"-23"
38-58cm



VESA
75,100



15 KG



CLIFF 100TW90

Ref. 043410



+60 / -60°
(19°)



+5 / -15°

S 15"-23"
38-58cm



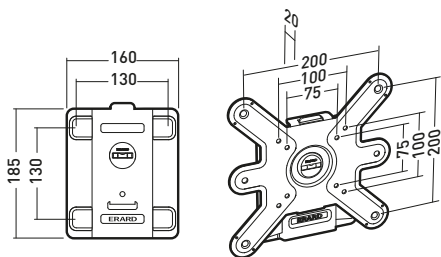
VESA
75,100



15 KG

CLIFF 200

Pour écrans plats
jusqu'à VESA 200



Platine murale

Platine TV

CLIFF 200

Ref. 043020

M 19"-32"
48-81 cm



fixe



VESA
75, 100, 200



30 KG

20



CLIFF 200T

Ref. 043220

M 19"-32"
48-81 cm



+5 / -15°



VESA
75, 100, 200



30 KG

71



CLIFF 200TW45

Ref. 043320

M 19"-32"
48-81 cm



+5 / -15°

+20 / -20°
[22°]



VESA
75, 100, 200



30 KG

99



CLIFF 200TW90

Ref. 043420

M 19"-32"
48-81 cm



+5 / -20°

+60 / -60°
[22°]



VESA
75, 100, 200



30 KG

255

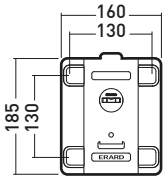


CLIFF 400

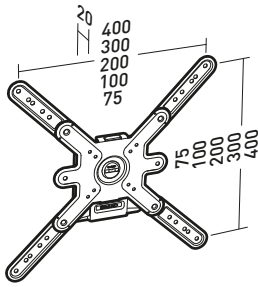
Pour écrans plats
jusqu'à VESA 400

ORIGINE
FRANCE[®]
GARANTIE

BVCert. 6164725



Platine murale



Platine TV



CLIFF 400

Ref. 043040



fixe

L 30"-55"
76-140 cm



VESA
75>400



30 KG

CLIFF 400T

Ref. 043240



+5 / -15°

L 30"-55"
76-140 cm



VESA
75>400



30 KG

CLIFF 400TW45

Ref. 043340



+40 / -40°
[32"]



+5 / -20°

L 30"-55"
76-140 cm



VESA
75>400



30 KG

CLIFF 400TW90

Ref. 043440



+65 / -65°
[32"]



+5 / -20°

L 30"-55"
76-140 cm



VESA
75>400



30 KG

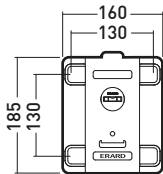
ERARD[®]

CLIFF 600

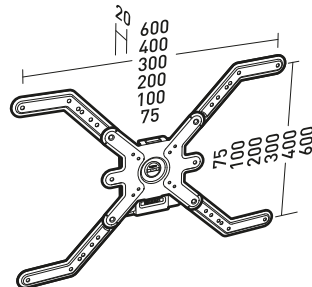
Pour écrans plats jusqu'à VESA 600



BVCert. 6164725



Platine murale



Platine TV

CLIFF 600

Ref. 043060

XL 40"-65"
102-165cm



fixe



VESA
75>600x400



30 KG



CLIFF 600T

Ref. 043260

XL 40"-65"
102-165cm



+5 / -15°



VESA
75>600x400



30 KG





Merchandising CLIFF



Packaging

PLV CLIFF 002846

Art.nr.	043010	CLIFF 100	Gencod	318528 043010 9
Art.nr.	043020	CLIFF 200	Gencod	318528 043020 8
Art.nr.	043040	CLIFF 400	Gencod	318528 043040 6
Art.nr.	043060	CLIFF 600	Gencod	318528 043060 4
Art.nr.	043210	CLIFF 100T	Gencod	318528 043210 3
Art.nr.	043220	CLIFF 200T	Gencod	318528 043220 2
Art.nr.	043240	CLIFF 400T	Gencod	318528 043240 0
Art.nr.	043260	CLIFF 600T	Gencod	318528 043260 8
Art.nr.	043310	CLIFF 100TW45	Gencod	318528 043310 0
Art.nr.	043320	CLIFF 200TW45	Gencod	318528 043320 9
Art.nr.	043340	CLIFF 400TW45	Gencod	318528 043340 7
Art.nr.	043410	CLIFF 100TW90	Gencod	318528 043410 7
Art.nr.	043420	CLIFF 200TW90	Gencod	318528 043420 6
Art.nr.	043440	CLIFF 400TW90	Gencod	318528 043440 4



**Catalogues Supports et Meubles
pour écrans plats**

Mounts and furniture for flat
screens Catalogue
Katalog Halterungen und Möbel für
Flachbildschirme



**Catalogue Systèmes de fixations
pour antennes et paraboles**

Mounting systems for antennas
and satellite dishes Catalogue
Katalog Befestigungssysteme für
Antennen und Satellitenschüsseln



**Catalogue Systèmes de Connexion
Grand Public et Professionnels**

Connection systems catalogue
Katalog für Anschluss-Systeme



Catalogue ERARD Pro

ERARD Pro Catalogue
Katalog Erard Pro

ERARD®

ACCESSOIRES **ESSENTIELS**
POUR MATÉRIELS AUDIO VIDÉO

Mail : infos@erard.fr / www.erard.com / Tel : +33 (0)4 72 46 16 26 / Fax : +33 (0)4 72 46 16 22

N° intracommunautaire : FR 81 403 591 415
Z.I. de Chavanoz / 4 route de la Plaine / 38230 chavanoz / FRANCE

